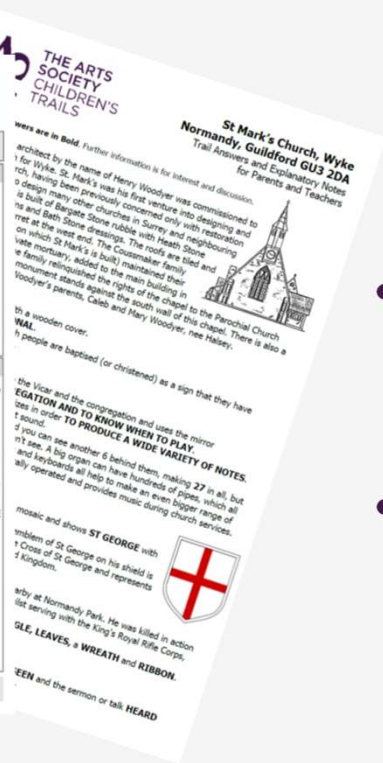
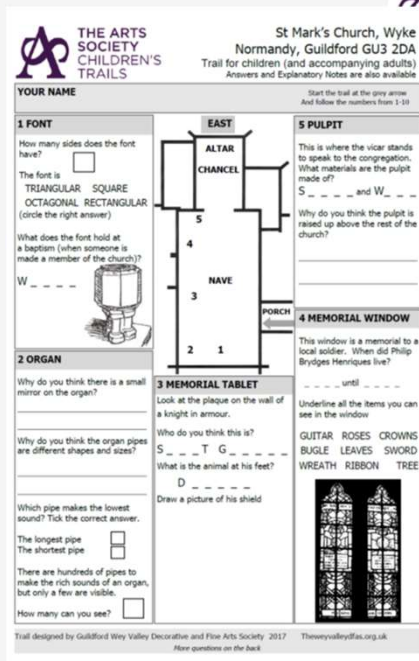




CHILDREN'S TRAILS

An Introduction

What is a Children's Trail?



- An excellent way to discover more about places of worship, historic buildings, towns and villages
- A question sheet for children aged 8 -12 years
- An answer sheet for accompanying adults.



What is it for?



- An appealing way of teaching children about places of worship, historic buildings, their meaning and history, and local towns and villages
- They encourage investigation into architecture, art, and furnishings
- The well-researched answer sheets give additional background information for adult helpers, often revealing new insights into familiar objects.



Who makes a Children's Trail?

- Any member of The Arts Society can make a Children's Trail
- It helps to have the following skills within a small team.....

Some understanding of children
(8-12 years)

Simple drawing skills

Ability to take good digital
photographs

Computer skills to transfer
the questions to the templates.




Why make a Children's Trail?



- Help children to appreciate the country's rich heritage
- Very few volunteers needed
- Low cost to Societies
- It's manageable
achievable
affordable
and great FUN!
- Publicity for your society & The Arts Society.



How to get started



- Ask your society for agreement to fund the Trail
- Select a location of interest and obtain agreement
- Register the Trail via The Arts Society website (you have probably already done this)
- Your Children's Trail Area Representative will contact you to arrange to meet your team at the location
- You will be given access to the Children's Trails microsite
- Plenty of information sheets and examples of trails are available on the site.



The Question sheet

THE ARTS SOCIETY CHILDREN'S TRAILS St Mark's Church, Wyke Normandy, Guildford GU3 2DA
Trail for children (and accompanying adults)
Answers and Explanatory Notes are also available

Start the trail at the grey arrow
And follow the numbers from 1-10


YOUR NAME _____

1 FONT

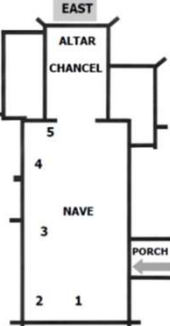
How many sides does the font have?
 5

The font is
 TRIANGULAR SQUARE
 OCTAGONAL RECTANGULAR
 (circle the right answer)

What does the font hold at a baptism (when someone is made a member of the church)?
 W _ _ _ _



EAST



5 PULPIT

This is where the vicar stands to speak to the congregation. What materials are the pulpit made of?
 S _ _ _ _ and W _ _ _ _

Why do you think the pulpit is raised up above the rest of the church?

2 ORGAN

Why do you think there is a small mirror on the organ?

Why do you think the organ pipes are different shapes and sizes?

Which pipe makes the lowest sound? Tick the correct answer.

The longest pipe
 The shortest pipe

There are hundreds of pipes to make the rich sounds of an organ, but only a few are visible.
 How many can you see?

3 MEMORIAL TABLET

Look at the plaque on the wall of a knight in armour.

Who do you think this is?
 S _ _ _ T G _ _ _ _

What is the animal at his feet?
 D _ _ _ _ _


Draw a picture of his shield

4 MEMORIAL WINDOW

This window is a memorial to a local soldier. When did Philip Brydges Henriques live?
 _ _ _ _ until _ _ _ _

Underline all the items you can see in the window

GUITAR ROSES CROWNS
 BUGLE LEAVES SWORD
 WREATH RIBBON TREE



Trail designed by Guildford Wey Valley Decorative and Fine Arts Society 2017 Theweyvalleydfas.org.uk
 More questions on the back

- Two sides of A4
- Easy to use
- Site plan to lead children around the trail
- Template format
- Simple to produce.



The Answer sheet



THE ARTS
SOCIETY
CHILDREN'S
TRAILS

St Mark's Church, Wyke
Normandy, Guildford GU3 2DA
Trail Answers and Explanatory Notes
for Parents and Teachers

Children's Answers are in **Bold**. Further information is for interest and discussion.

In 1846 a young architect by the name of Henry Woodyer was commissioned to design this church for Wyke. St. Mark's was his first venture into designing and constructing a church, having been previously concerned only with restoration work. He went on to design many other churches in Surrey and neighbouring counties. St. Mark's is built of Bargate Stone rubble with Heath Stone foundations and quoins and Bath Stone dressings. The roofs are tiled and there is a small bell turret at the west end. The Coussmaker family (who donated the land on which St Mark's is built) maintained their Memorial chapel and private mortuary, added to the main building in 1848, until 1962 when the family relinquished the rights of the chapel to the Parochial Church Council. The Coussmaker monument stands against the south wall of this chapel. There is also a memorial tablet to Henry Woodyer's parents, Caleb and Mary Woodyer, nee Halsey.



1 FONT

The font is made of stone, with a wooden cover.

It has **8** sides and is **OCTAGONAL**.

The font holds **WATER** in which people are baptised (or christened) as a sign that they have become members of the church.

2 ORGAN

The organist has his or her back to the Vicar and the congregation and uses the mirror **TO SEE THE VICAR AND CONGREGATION AND TO KNOW WHEN TO PLAY.**

The pipes are different shapes and sizes in order **TO PRODUCE A WIDE VARIETY OF NOTES.**

The **LONGEST** pipe makes the lowest sound.

There are 21 pipes in the front row and you can see another 6 behind them, making **27** in all, but there are many more pipes than you can't see. A big organ can have hundreds of pipes, which all produce different notes. The foot pedals and keyboards all help to make an even bigger range of high and low notes. The organ is electrically operated and provides music during church services.

3 MEMORIAL TABLET

This is made of marble with a coloured glass mosaic and shows **ST GEORGE** with a slain **DRAGON** at his feet.

St George is the patron saint of England. The emblem of St George on his shield is red cross on a white background. It is called the Cross of St George and represents England on the Union Jack, the flag of the United Kingdom.



4 MEMORIAL WINDOW

Lt. Philip Henriques was born in **1894** and lived nearby at Normandy Park. He was killed in action in Flanders in **1915**, during the First World War, whilst serving with the King's Royal Rifle Corps, whose regimental badges are shown in the window.

Shown in the window are: **ROSES, CROWNS, a BUGLE, LEAVES, a WREATH and RIBBON.**

5 PULPIT

The pulpit is made of **STONE** and **WOOD**.

The pulpit is raised so that the Vicar or Preacher can be **SEEN** and the sermon or talk **HEARD** clearly and to emphasise the **IMPORTANCE** of the words.

- Two sides of A4
- A brief history of the site
- Answers to the children's questions in **bold**
- Additional information for the adults to answer questions from the children.



Accompanying adults

- Help to guide children around the location and interpret the plan



- Able to explain answers and respond to any additional questions the children may have.



How much does it cost

- Normally, no more than £50 for printing and a memory stick, or a laminated QR code poster which would be cheaper.

How long does it take

- That depends entirely on the team but around 6 months would be a realistic target.




Designing a Trail

- Look at the location through the eyes of a child
- Draft questions and answers at the same time
- Consult with your CTAR
- Transfer to the template
- Add plans and photos / drawings to the Question sheet and photographs to the Answer sheet
- Trial the Trail with a few children & adults, and revise if needed
- Submit Trail for checking.



Launching the Trail



	THE ARTS SOCIETY CHILDREN'S TRAILS	SITE ADDRESS HERE
<i>PICTURE OF BUILDING HERE</i>		
CERTIFICATE AWARDED TO: SCHOOL OR GROUP		
FOR THE LAUNCH OF THE CHILDREN'S TRAIL, DATE HERE		
PROVIDED BY THE ARTS SOCIETY YOUR SOCIETY NAME		
SIGNATURE :	DATE:	

- With a local school
- This can be as simple or as grand as you wish
- Have pencils & maybe clipboards available
- Arrange refreshments
- Present:
 - Copies of the question and answers
 - A4 stands & memory stick / QR code poster
 - Stickers & certificate
- Remember the Press.

