

**YOUR NAME**

Start the trail at the grey arrow  
Follow the numbers from 1-14.

**1 FONT**

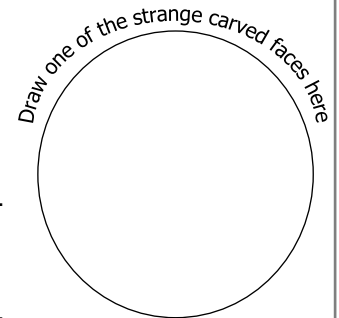


Fonts are used for baptisms.

How many sides does this font have? .....

What do you see above the marble bowl?  
.....

What holds the wood in place?  
.....



**2 SCREEN**



A large screen opens to the nave.

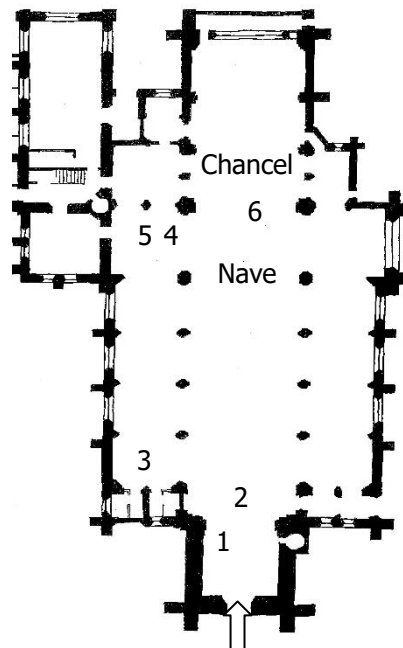
Which fruit can you see carved on it? Tick the right one.

- apples
- grapes
- strawberries

Fill in the missing letters from the angel's sash

**A \_ L \_ \_ U \_ A**

**EAST**



**WEST**

**3 WAR MEMORIAL**



What are the dates of the war being remembered?  
.....

Look at the surnames. How many families lost more than one son?  
.....

**4 LECTERN**



This is where the Bible is read.

Which bird holds the Holy Book?

An \_ a \_ \_ e

There are three small

-----

at the base.

**5 ORGAN**



Draw one pipe here.

How many pipes can you see?  
.....

Are they all the same size?  
.....

**yes / no**


**6 CHANCEL STEPS**



Find the two carved angels high up on either side at the top of the first steps.

What are they holding?  
.....

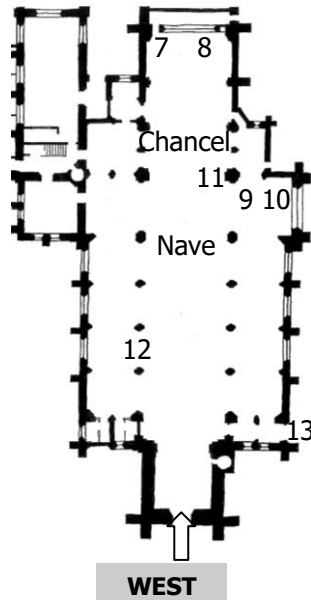
### 7 EAST WINDOW



Find Jesus being put to death.  
How was he killed?

What is written on the sign above his head?  
-----

EAST



WEST

### 8 REREDOS



This is the wooden screen behind the altar, or Holy Table.

Jesus is in the centre with an angel on either side.

The other four carved figures all carry a  
-----

### 9 COMMANDMENTS BOARD



These rules or commandments are numbered with Roman numerals. 8 is written as -----


What does the eighth Commandment say?  
.....

### 10 RESURRECTION WINDOW



The beautiful stained glass shows the most important Christian story.

Look at the soldiers by the tomb. What are they doing?  
.....



Draw Jesus as he is shown.

### 11 PULPIT

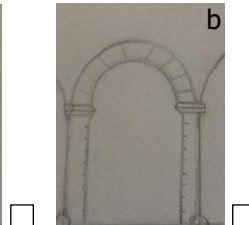



A sermon or talk is given from here. Why do you think it is up several steps?  
.....  
.....

Look at the board behind the pulpit and write down the number.

### 12 ARCHES

Tick which of these two styles of arch is used in this church.




Can you find an arch over a doorway which is slightly different from the rest? **yes/no**

### 13 SOUTH DOORWAY



What date is shown here?  
.....

Look at the carved decorations and choose a bird to copy. Draw it here.



### 14 I SPY

Stand by the screen again and retrace your steps around the church. Tick when you find these.



a



b



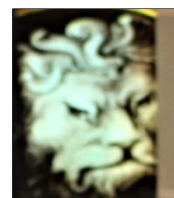
c



d



e



f

Well done! We hope that you have enjoyed the trail.