

YOUR NAME

Start the trail at the grey arrow
Follow the numbers from 1-14.

1 TYMPANUM

This tympanum was once over the entrance door, greeting people as they came to worship.



Who do you think is holding baby Jesus on the tympanum?
_ _ _ _ _

2 CHEST

What materials are used to make this chest?



W _ _ _ _ and **M** _ _ _ _

3 FONT

The font is where baptism takes place (when someone is made a member of the church). What is put into the font at baptism?

W _ _ _ _ _

What shape is the top of the font? Tick the right answer.

Octagon



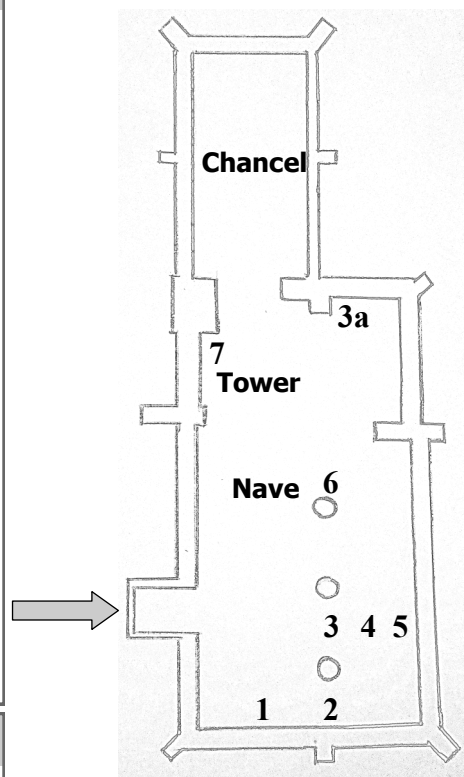
Circle



Square



EAST



WEST

4 BANNER



What tree can you see on the banner?
_ _ _ _ _

5 STONE COFFIN LID

This coffin lid was found in the floor by the altar.

Who do you think may have been buried under it? Tick your guess.

A teacher

A vicar


A farmer



7 PULPIT

The pulpit is used by the vicar to give sermons or talks.

Why is it so high?



6 LECTERN

When the lectern was first carved, it was used as a book stand for the Holy Bible. This lectern is made from wood.

Draw a circle round the name of the bird that it shows.

pigeon

eagle

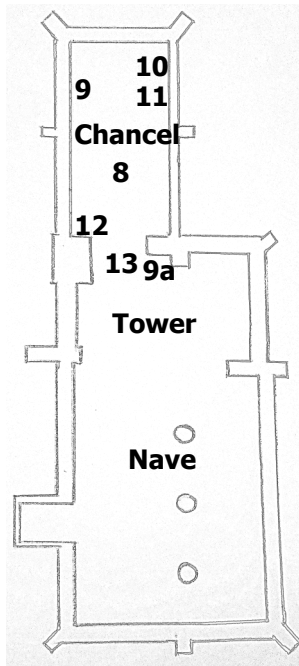
kite

8 GODWIN TILES

The floor tiles were made locally by Godwin and Hewitt.

Copy your favourite tile here.

EAST



9 BURMA STAR

Look at the memorial and fill in the missing gaps.



When you go _ _ _ _ tell them of _ _ and say for your _ _ _ _ _ we gave our _ _ _ _ _.

10 PISCINA

This is the stone washing up bowl with a drainage hole used by the priest during the Communion Service.



What do you think was being washed up?

11 CHAIR

This carved oak chair is the oldest seat in the church.

It was made in _____



12 SEATING

As church services changed, the building became used in different ways, so over the years the furniture was adapted to meet the needs of the people. Before 1569 people who came to church had to pay for using the seats. The poorer people had to stand or 'go to the wall' for support. This plaque at **12** on the plan tells us when it became free to sit in this church.

The Incorporated Society for Building & Churches granted £30 A.D. 1881, Towards reseating and restoring this church. All seats are for the free use of the parishioners according to law.

As you walk around the church look at the different types of wooden seats that you can see. Many are made from oak.

Talk about which you think are the newest seats and how you know.

13 USE OF WOOD

Stand near **13** on the plan.

Think about all the things in the church that are made mostly of wood. Tick the list below as you see them.

- | | | |
|--------------|--------------|---------|
| nave ceiling | lectern | kitchen |
| pews | pulpit | chairs |
| choir stalls | chest | organ |
| floor | candlesticks | pulpit |

As you leave the church, notice also the tiles on the steeple (called shingles) are wood, as are the stocks, located just outside the lych—gate.

Well done, you have finished the Discovery Trail. We hope you have enjoyed your visit. Come again!

